

PBCOM PHP MONEY MARKET FUND

KEY INFORMATION & INVESTMENT DISCLOSURE STATEMENT | Sep 2024

FUND FACTS

Classification: Money Market Fund	Net Asset Value per Unit (NAVPU): 170.7762 (R Class) 106.3373 (E Class) 105.2161 (I Class)
Launch Date: August 4, 2005	Total Fund NAV: PHP 122.499 Million
Minimum Investment: PHP 5,000 (R class) PHP 1,000 (E class) PHP 20,000,000 (I class)	Dealing Cut-Off: 11:00 AM
Additional Investment: PHP 1,000 (R, E and I class)	Redemption Settlement: 1 banking day (T+1)
Minimum Holding Period: 30 calendar days (R and I class) 360 calendar days on initial investment (E class)	Early Redemption Charge: 0.125% of Redemption Value: (R and I class) No early redemption fee: (E class)

FEES

Trust fees: 0.50% p.a. (R class) 0.30% p.a. (E class) 0.25% p.a. (I class)	External auditor fees*: 0.05% p.a.	Third party custodian fees*: 0.002% p.a.
---	--	--

PBCOM Trust & Wealth Management Group

SGV & Co.

NROSS/PDTC

*Calculated based on the total annual fees for the previous year divided by the average monthly NAV of the previous year.

INVESTMENT OBJECTIVE AND STRATEGY

The Fund is a Philippine Peso denominated Unit Investment Trust Fund (UITF) which aims to preserve capital and generate income from short-term PHP-denominated securities. The fund aims to provide investors a vehicle for short-term placement principally in bank deposits and fixed income securities with remaining terms to maturity of not more than three (3) years and has a weighted average portfolio life of one (1) year or less.

CLIENT SUITABILITY

A client profiling process should be performed prior to participating in the Fund to guide the prospective investor if the Fund is suited to his/her investment objectives and risk tolerance. Clients are advised to read the Declaration of Trust/Plan Rules of the Fund, which may be obtained from the Trustee, before deciding to invest.

The PBCOM PHP Money Market Fund is suitable **only** for investors who:

- Have a **minimum** conservative risk profile
- Have a short term horizon
- Who seek safe and liquid investments with yields higher than savings and time deposits

KEY RISK AND RISK MANAGEMENT

You should not invest in this Fund if you do not understand or are not comfortable with the accompanying risks.

- **Interest Rate Risk.** This is the possibility for an investor to experience losses due to changes in interest rates. The purchase and sale of a debt instrument may result in profit or loss because the value of a debt instrument changes inversely with prevailing interest rates.
- **Market/Price Risk.** This is the possibility for an investor to experience losses due to changes in market prices of securities (e.g., bonds and equities). It is the exposure to the uncertain market value of a portfolio due to price fluctuations.
- **Liquidity Risk.** This is the possibility for an investor to experience losses due to the inability to sell or convert assets into cash immediately or in instances where conversion to cash is possible but at a loss. These may be caused by different reasons such as trading in securities with small or few outstanding issues, absence of buyers, limited buy/sell activity or underdeveloped capital market.
- **Credit/Default Risks.** This is the possibility for an investor to experience losses due to a borrower's failure to pay principal and/or interest in a timely manner on instruments such as bonds, loans, or other form of security which the borrower issued.
- **Reinvestment Risks.** This is the risk associated with the possibility of having lower returns or earnings when maturing funds or the interest earnings of funds are reinvested.
- **Foreign Exchange Risks.** This is the possibility for an investor to experience losses due to fluctuations in foreign exchange rates. The exchange rates depend upon a variety of global and local factors, e.g., interest rates, economic performance, and political developments.
- **Country Risks.** This is the possibility for an investor to experience losses arising from investments in securities issued by/ in foreign countries due to the political, economic and social structures of such countries.
- **Regulatory Risks.** Changes in laws and regulations that could adversely affect the value and return of the investment.
- **Other Risks.** This is the risk of potential conflict of interest in a related party transaction.


- ◆ The UITF is a trust product and not a deposit account, and is not insured nor governed by the PDIC.
- ◆ The UITF is not an obligation of, nor guaranteed, nor insured by the trust entity or its affiliates or subsidiaries.
- ◆ Due to the nature of the investments of a UITF, the returns/yields cannot be guaranteed. Historical performance, when presented, is purely for reference purposes and is not a guarantee of similar future performance.
- ◆ Any losses and income arising from market fluctuations and price volatility of the securities held by the UITF, even if invested in government securities, are for the account of the client. As such, the units of participation of the client in the UITF, when redeemed, may be worth more or worth less than his/her initial investment/contribution.
- ◆ The trustee is not liable for losses unless upon willful default, bad faith, or gross negligence.
- ◆ The investor must read the complete details of the fund in the UITF's Plan Rules, make his/her own risk assessment, and when necessary, seek an independent/professional opinion before making an investment.



TRUST ONLINE PORTAL

<https://mytrustinvests.pbcom.com.ph/>

View and monitor your investments anytime, anywhere.



(02) 8777-2266 or 1-800-10-777-2266 | www.pbcom.com.ph | PhilippineBankofCommunications

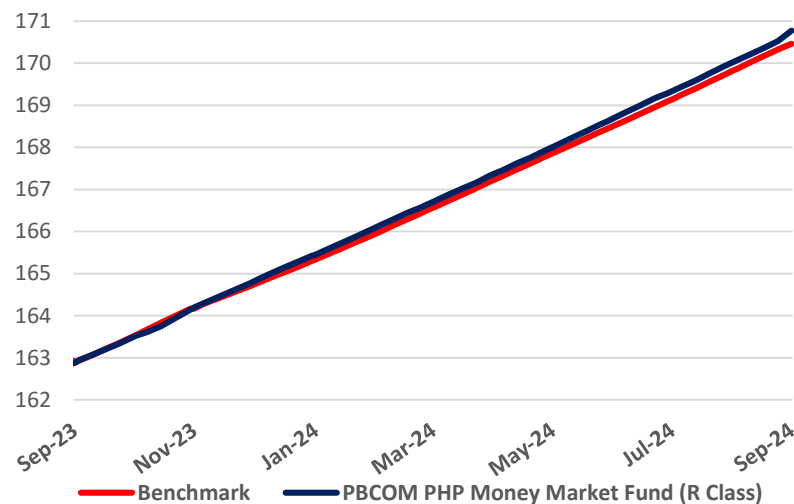
PBCOM

PBCOM PHP MONEY MARKET FUND

KEY INFORMATION & INVESTMENT DISCLOSURE STATEMENT | Sep 2024

FUND PERFORMANCE AND STATISTICS *(Purely for reference purposes and not a guarantee of future results)*

NAVPU Graph (Fund's NAVPU vs Benchmark)



NAVPU over the past 12 months

	Date	NAVPU
Highest	Sep 30, 2024	170.7762
Lowest	Oct 1, 2023	162.8854

Statistics

Weighted Ave. Duration	0.23
Volatility, Past 1 Year*	0.08%
Sharpe Ratio**	1.91
Information Ratio***	2.87

*Volatility measures the degree to which the Fund fluctuates vis-à-vis its average return over a period of time.

**Sharpe ratio is used to characterize how well the return of a Fund compensates the investor for the level of risk taken. The higher the number, the better.

***Information ratio measures reward-to-risk efficiency of the portfolio relative to the benchmark. The higher the number, the higher the reward per unit of risk.

Cumulative Performance¹

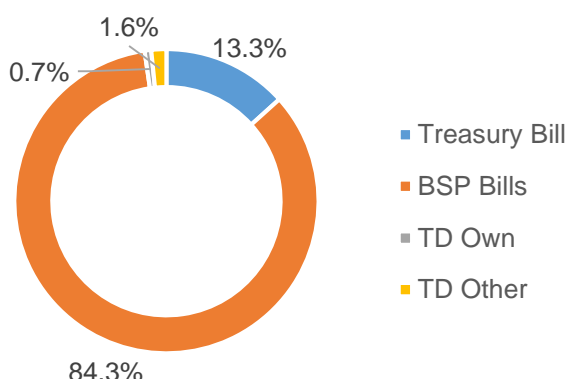
Period	1 mo	3 mos	6 mos	1 yr	3 yrs	YTD	Since Inception
R Class ²	0.44%	1.25%	2.44%	4.84%	8.71%	3.61%	70.78%
E Class ³	0.46%	1.30%	2.54%	5.08%	-	3.77%	6.34%
I Class ⁴	0.46%	1.32%	2.57%	5.13%	-	3.81%	5.22%
Benchmark ⁵	0.38%	1.17%	2.34%	4.65%	10.12%	3.46%	56.24%

¹Rates shown are absolute. ² Net of 0.50% Trust Fees. ³ Net of 0.30% Trust Fees. ⁴ Net of 0.25% Trust Fees.

Past Performance is not indicative of future returns ⁵Benchmark is the Year to Date Average yield of the 91-day T-Bill, net of tax. Additional information on the benchmark may be accessed through www.treasury.gov.ph

PORTFOLIO MIX

Composition



Top 10 Holdings	% to NAV
BSP Bill 10/1/24	16.3%
BSP Bill 10/29/24	15.4%
BSP Bill 10/15/24	9.8%
BSP Bill 11/19/24	9.7%
BSP Bill 11/12/24	9.6%
BSP Bill 10/15/24	8.1%
BSP Bill 10/1/24	7.6%
T-Bill 4/2/25	7.2%
T-Bill 7/16/25	6.2%
BSP Bill 10/8/24	5.3%
Total	95.2%

RELATED PARTY TRANSACTIONS

The Fund has deposits with the Bank Proper amounting to PHP 821,764.51 which was approved by the Trust Committee. Likewise, all related parties transactions are conducted on an arm's length basis.

PROSPECTIVE INVESTMENTS

The following are among the Fund's approved investment outlets where the Trustee intends to invest in depending on its availability or other market driven circumstances: Government Securities, Time Deposits.

MARKET UPDATE

Headline inflation for September dropped sharply to 1.9%, lower than the 3.3% figure in August. This was better than market expectations of 2.5% and even lower than the BSP's forecast range of 2.0% to 2.8%. On a month-on-month basis, headline CPI fell by 0.2%. Food inflation slowed to 1.4% from 3.9% due to negative base effects on rice and vegetables. Transport inflation meanwhile was -2.4% from -0.2% due to lower fuel prices. Core inflation, which strips out volatile food and energy prices, likewise moderated to 2.4% in September from 2.6% in August. Year to date, average inflation stood at 3.4%, within the government's target range of 2-4%.

On monetary policy, the market is pricing two more rate cuts from the Fed for the rest of 2024, with a more than 90% chance of a 25bps cut happening in November and a 76% chance of another 25bps cut in December, bringing the Fed's total cuts for 2024 to 100bps. Locally, the BSP has guided the possibility of a rate cut both in its October and December meeting, bringing its total cuts for 2024 to 75bps. BSP Governor Remolona also mentioned that for 2025, up to 100 bps of cuts may be considered but noted that 100 bps is more on the dovish side.

This document has been prepared by Philippine Bank of Communications ("PBCOM"), for information purposes only and does not constitute any recommendation, offer, or solicitation to any person to enter into any transaction, trading, hedging, or investment strategy of any kind. PBCOM is acting solely as principal and not as your advisor or fiduciary in respect of any transaction. PBCOM has not provided any investment advice or recommendation to you in relation to any transaction, and thus you may not rely on any communication (written or oral) from PBCOM as investment advice or recommendation whatsoever. This document does not disclose all the risks and aspects, significant or otherwise, in connection with transactions or investments referred to herein. You must determine, on your own or through your advisor, the merits, terms conditions and risks of the investment/transactions described herein, and, especially, the suitability of entering into any investment/transactions in light of your particular financial situation, needs, and/or other individual circumstances. PBCOM accepts no liability whatsoever for any losses (including, but not limited to, consequential losses) arising from the use of this document or reliance on the information contained herein. PBCOM does not represent or make any warranty as to the accuracy of completeness of information contained in this document. PBCOM disclaims any liability for any errors or omissions in this document. Any data on past performance, scenario analysis or back-testing is no indication as to future performance. All opinions and estimates are given as of the date hereof and are subject to change without notice. The value of any investment fluctuates as a result of market changes.